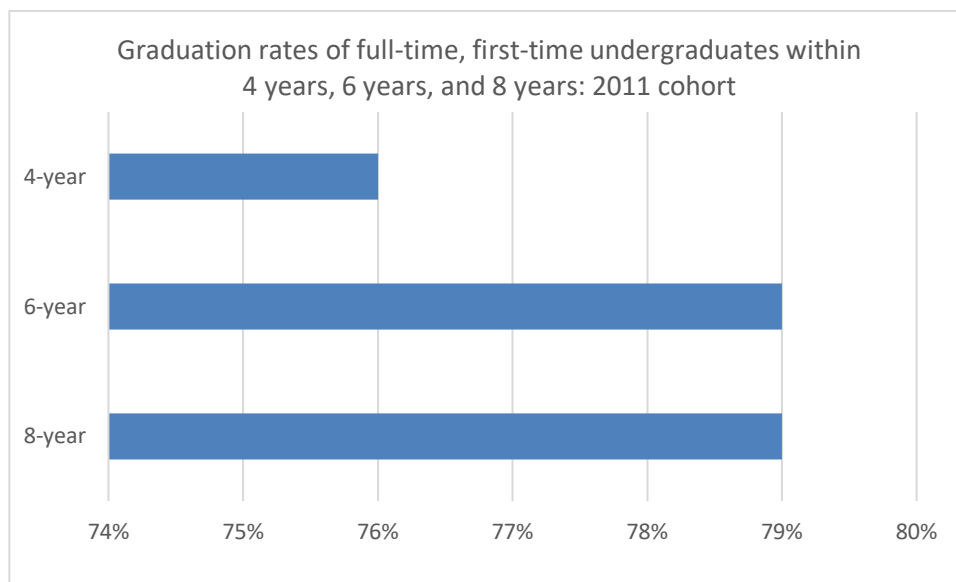


“Student Right to Know” or IPEDS Graduation Rate 2020

The overall graduation rate is also known as the “Student Right to Know” or IPEDS graduation rate. It tracks the progress of students who began their studies as full-time, first-time degree- or certificate-seeking students to see if they complete a degree or other award such as a diploma within 150% of “normal time” for completing the program in which they are enrolled. The graduation rate reported below is for students who began their studies in Fall 2017.

Some institutions also report a transfer-out rate, which is the percentage of the full-time, first-time students who transferred to another institution. Note that not all students at the institution are tracked for these rates. Students who have already attended another postsecondary institution are not tracked for this rate.

IPEDS retention rates are unavailable for this campus as it was classified under a different OPE-ID at the beginning of the reporting period than it was at the end of the reporting period.



The above information was reported to the U.S. Department of Education via the Integrated Postsecondary Education Data System (IPEDS). The IPEDS survey is conducted by the National Center for Education Statistics (NCES). Survey results are displayed on the IPEDS College Navigator site

<https://nces.ed.gov/collegenavigator/?q=Stautzenberger+College&s=all&id=494852>

“Student Right to Know” or IPEDS Graduation Rate 2020

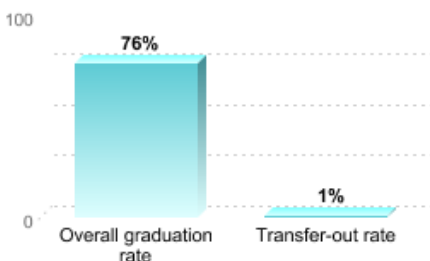
OVERALL GRADUATION RATE AND TRANSFER-OUT RATE

The overall graduation rate is also known as the "Student Right to Know" or IPEDS graduation rate. It tracks the progress of students who began their studies as full-time, first-time degree- or certificate-seeking students to see if they complete a degree or other award such as a certificate within 150% of "normal time" for completing the program in which they are enrolled.

Some institutions also report a transfer-out rate, which is the percentage of the full-time, first-time students who transferred to another institution.

Note that not all students at the institution are tracked for these rates. Students who have already attended another postsecondary institution, or who began their studies on a part-time basis, are not tracked for this rate.

OVERALL GRADUATION AND TRANSFER-OUT RATES FOR STUDENTS WHO BEGAN THEIR STUDIES IN FALL 2016




Percentage of Full-time, First-Time Students Who Graduated or Transferred Out Within 150% of "Normal Time" to Completion for Their Program

Graduation rates of full-time, first-time, degree/certificate-seeking undergraduates within 150% of normal time to program completion, by gender and race/ethnicity and transfer out-rate: 2016 cohort

Gender	Total Cohort	Completers	Graduation Rate
Male	46	40	87%
Female	62	42	68%
Total	108	82	76%
Ethnicity			
Nonresident Alien	0	0	N/A
Hispanic / Latino	19	13	68%
American Indian or Alaska Native	0	0	N/A
Asian	0	0	N/A
Black or African American	20	14	70%
Native Hawaiian or Other Pacific Islander	0	0	N/A
White	68	55	81%
Two or More Races	1	0	0%
Race and Ethnicity Unknown	0	0	N/A

The above information was reported to the U.S. Department of Education via the Integrated Postsecondary Education Data System (IPEDS). The IPEDS survey is conducted by the National Center for Education Statistics (NCES). Survey results are displayed on the IPEDS College Navigator site

<https://nces.ed.gov/collegenavigator/?q=Stautzenberger+College&s=all&id=494852>



“Student Right to Know” or IPEDS Graduation Rate 2020

Graduation rates of full-time, first-time, degree/certificate-seeking undergraduates within 150% of normal time to program completion, by Title IV aid status: 2016 cohort

Category	Total Students in Cohort	Total Graduates	Graduation %
Recipients of a Pell Grant	86	63	77%
Recipients of a Direct Subsidized Loan that did not receive a Pell Grant	17	14	82%
Did not receive either a Pell Grant of Direct Subsidized Loan	5	5	100%

Graduation rates are based on the student's completion status as of August 31, 2019.

The above information was reported to the U.S. Department of Education via the Integrated Postsecondary Education Data System (IPEDS). The IPEDS survey is conducted by the National Center for Education Statistics (NCES). Survey results are displayed on the IPEDS College Navigator site <https://nces.ed.gov/collegenavigator/?q=Stautzenberger+College&s=all&id=494852>